

DISTINCTION




ALUMINUM HOPPERS

TANDEM
TRI-AXLE
SUPER-B



LODE KING



—
**LODE KING.
IT'S ALL IN THE
DETAILS.**



HOPPER / DISTINCTION

01_ TWO-PIECE HOPPER DESIGN

With smooth inside corners, product flows smoothly with very little remaining after unloading, saving time and effort.

02_ SMOOTH WALLS

Smooth walls help improve the trailer's structural integrity. Plus, they're easier to clean and look great!

03_ HOPPER CLEARANCE


The ag hopper features more than 23" of hopper clearance, allowing for various sizes of swing-away augers to be used during unloading for maximum flexibility.

04_ FULL CLOSE-OUT SHEETS

Full close out sheets protect the area above the king pin section and suspension section from road grime and snow buildup. They also reduce drag by eliminating wind turbulence in those areas.



TANDEM



DIMENSIONS			
LENGTH	40' Standard	KING PIN	18" Standard
EXTERIOR WIDTH	102" Standard; 96" Optional	OVERALL HEIGHT	131" w/ 72" Wall, 135" w/ 76" Wall
INTERIOR WIDTH	98" Standard; 92" Optional	SLOPES	Minimum 30°
WALL HEIGHT	72" Standard; 76" Optional		

VOLUME (FT ³)	102" WIDE		96" WIDE	
WALL HEIGHT	72"	76"	72"	76"
WATER LEVEL	1583	1687	1486	1583
HEAPED	1723	1828	1616	1714

TRI-AXLE



DIMENSIONS			
LENGTH	45'6", 48', 50'	KING PIN	15"
EXTERIOR WIDTH	102"	OVERALL HEIGHT	142" w/ 82" Wall, 144" w/ 84" Wall
INTERIOR WIDTH	98"	SLOPES	Minimum 30°
WALL HEIGHT	82" Standard, 84" Optional		

VOLUME (FT ³)	45' 6"		48'	
LENGTH	45' 6"	48'	48'	50'
WALL HEIGHT	82"	84"	84"	84"
WATER LEVEL	1824	1881	1938	1993
HEAPED	1984	2041	2098	2167

SUPER-B

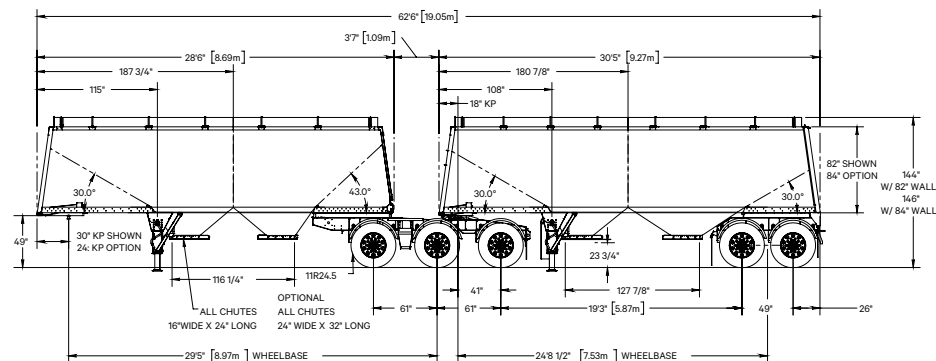


DIMENSIONS	
LENGTH	Lead- 28'6", Pull 30'5"
EXTERIOR WIDTH	102"
INTERIOR WIDTH	98"
WALL HEIGHT	82" Standard, 84" Optional
KING PIN	Lead 30" Standard, 24" Optional; Pull: 18" Standard
OVERALL HEIGHT	144" w/ 82" Wall, 146" w/ 84" Wall
SLOPES	30° except 43° at Rear of Lead

VOLUME (FT³)							
WALL HEIGHT	LEAD		PULL		TOTAL		
-	WATER LEVEL	HEAPED	WATER LEVEL	HEAPED	WATER LEVEL	HEAPED	
82"	1239	1335	1428	1531	2667	2866	
84"	1275	1371	1466	1570	2741	2941	



REFINED
PERFORMANCE.



—
AT THE TOP OF ITS CLASS.



STANDARD FEATURES



STAINLESS STEEL CHUTE OPENER

Our one-piece chute opener is built in-house at Lode King to ensure robustness and compatibility.



FULL COVERAGE MUDFLAPS

Four-across full coverage 102" wide mudflaps ahead of landing gear.



IN-LINE AIR FILTER

The in-line air filter protects the air system from inhaling road debris. The filter is serviceable and replaceable.



INTERIOR ACCESS STEPS

Interior access steps are a safe and secure way to enter and exit the trailer. The operator can enter the trailer from the front or rear, then easily move between trailers.



LANDING GEAR

Just aluminum landing gear with 10 year warranty.

OPTIONAL FEATURES



AUXILIARY AIR SUPPLY

An auxiliary air chuck can be installed inside the air gauge box to supply air for a pneumatic vibrator. This handy outlet can also be used to bring tire pressure up to recommended PSI.



DUAL CHUTE OPENING

A second chute opening shaft and crank on the opposite side from the primary chute opening.



ELECTRIC REMOTE TARP OPENER

Electric wireless remote comes with a T210 hand-held wireless remote control for opening your tarps along with a wall-mounted control box.



FULL CLOSE OUT SHEETS

Full close out sheets protect the area above the king pin section and suspension section from road grime and snow buildup. They also reduce drag by eliminating wind turbulence in those areas.



LOADING & UNLOADING LIGHTS

LED loading and unloading lights are available.



LOAD GAUGE BOX

The user-friendly load gauge box features a door with a window to monitor loading and is equipped with an interior light.

OPTIMAL CHUTE OPENING SIZE

The 16" x 24" chute enables quick discharge, as well as a controlled rate of flow into an unloading auger.

TRUCK-LITE LED LIGHTING

A fully sealed wiring harness secured between the walls of the trailer is connected to lifetime-guaranteed Truck-Lite LED lights. Up to four lighting packages available.

UPPER COUPLER

The upper coupler design is one of the most robust in the industry.

VENTED WALLS

Vents along the lower rail allow for free air movement between the inner and outer walls. This air flow regulates the temperature and humidity differences that produce sweating and cause material to stick to the inside.

[VIEW ALL OPTIONS AT LODEKING.COM](http://LODEKING.COM)



STAINLESS STEEL CORNERS

Stainless steel covers on front and rear of lead and pull protect the corners of the trailer from wear and tear and makes cleaning easier.

STAINLESS STEEL FENDERS

Stainless steel fenders wrap around the tire to prevent road debris being scattered by tires. The fenders are interconnected with a closure plate between them to protect the trailer.

STAINLESS STEEL END WALLS

Stainless steel front and rear end walls. Front of lead and rear of pull on a B-Train.

VENTED TARP HOOD

The vented option is inserted into the tarp hood at front and rear. The vents allow air flow into the trailer during unloading.

TIRE INFLATION SYSTEM

Hendrickson TIREMAX PRO.

BODY STRUCTURE

COUPLER	Holland 5th Wheel Standard; Other Options Available
FRONT & REAR WALLS	Double Wall Construction, 0.063" Pre-Painted Aluminum Outside Skin, White, Black or Graphite Metallic Colour Options; Stainless Steel End Walls Optional; Access Ladders and Catwalk; Radius Corners; Stainless Steel Corners Optional; Other Options Available
HOPPER CHUTES	Standard Opening Size - 24" Long × 16" Wide; Stainless Steel Chute Shafts; Roadside Opener Standard; 22 ½" Clearance (w/ 11Rx24.5 Rubber); Other Options Available
HOPPERS	Two Hoppers per Trailer; Center Divider Wall; Two-Piece Hopper Design; Single Row Stiffener On All Sides; Aluminum Chute Frame Huck-Bolted to the Opening
LANDING GEAR	Jost Magnum Aluminum Landing Gear c/w 10" Cushion Foot; 10 Year Warranty
LIGHTING	Seven Wire Connector at Front; Truck-Lite LED Lighting Standard; Lifetime Warranty Lamps; Truck-Lite Wiring Harness; Other Options Available
MUD FLAPS	½" Rubber Anti-Sail Rear Flaps Standard; Other Options Available
PAINT	Three-Stage Paint Process Consisting of a Coating of Zinc, Urethane Primer and Top Coat (applicable to steel sub-assemblies)
SIDE WALLS	Double Wall Construction, 0.063" Pre-Painted Aluminum Outside Skin, White, Black or Graphite Metallic Colour Options; Inside Finished; Walls Vented; Other Options Available
SLOPES	Aluminum Slope Sheets – No Less than 30°
TARPS & TARP SUPPORTS	Michel's Roll Tarp, Reinforced over Roof Bows; Fiberglass Ridge Pole; Aluminum Roof Bows; Aluminum End Caps; Remote Openers; Other Options Available

RUNNING GEAR

AXLES & SUSPENSION	Hendrickson INTRAAX .31" Wall, 5 ¾" Round, 77 ½" Track, HN Spindle; Hendrickson INTRAAX AANT23K LDA Air Ride Standard; Air Gauge Mounted in an Aluminum Box c/w Window and Light. Other Options Available.
BRAKE SYSTEM	Air Drum Brake Standard; HXS-H23 Extended Service Linings Standard; Haldex 30/30 Gold Seal; Haldex S-ABA Slack 5.5"; 28 Spline Standard; Wabco ABS Equipped; Other Options Available
FENDERS	Lode King Checkered Aluminum Flat Fenders; Other Options Available
HUBS	10 Stud HP Cast Hub/Cast Drum Standard; Other Options Available
TIRES	Michelin/BF Goodrich Standard; Other Options Available
WHEEL SEALS	National
WHEELS	22.5" Standard; Other Options Available

WITH YOU FOR THE LONG HAUL.

FOR MORE THAN 40 YEARS, LODE KING INDUSTRIES HAS BEEN MANUFACTURING THE FINEST TRAILERS ON THE ROAD. FROM GRAIN TRAILERS AND FLATBEDS TO SPECIALIZED-APPLICATION TRAILERS, LODE KING'S ATTENTION TO QUALITY AND CUSTOMER CARE SIMPLY CAN'T BE MATCHED.



SOLID FOUNDATION

We've been proud to call Winkler, Manitoba home since 1980. Lode King has grown from humble beginnings to become Western Canada's leading commercial trailer manufacturer. We're building on that foundation, continually growing and innovating as our products take on new challenges year after year. Commitment to these founding principles and our dedication to future growth underpin our company's culture and products.



MADE IN CANADA

Lode King understands our country's diverse and sometimes harsh landscape. From the majestic Rockies to the big-sky prairies, we're honoured to be Western Canada's largest commercial trailer manufacturer. Our trailers are built to withstand Canada's ever-changing, severe climates, while our dealer network conveniently spans coast to coast, serving our customers with a wide variety of product options.



CRAFTSMANSHIP

Built tough, our no-compromise quality standards are unmatched in the transport trailer industry. Manufacturing within ISO 9001 international standards, we source and use the best materials available, from initial production steps to final finishing. Our goal is always to build a trailer that's engineered to last, whatever our customers put it through. Every trailer is inspected and certified for quality assurance.



PROUD CUSTOMERS

Lode King trailers are built for drivers who demand more in terms of style, technology, durability and features. Our customers head out on the open road with a sense of pride and have become our ambassadors at large. We never forget that every trailer has our name on it, so we maintain and value the relationships we've formed with fleet operators over the past 40-plus years.



CUTTING EDGE TECHNOLOGY

The latest in automated laser cutting, bending and welding technologies provide the precision and consistency needed to produce top quality components. It's innovative tools like these that help push our products to new heights and make our vision to create the best trailer possible a reality. In our world-class paint facility we also push the boundaries of the transport industry's finishing standards.



LONG TERM RELIABILITY

Long term in our industry means more to Lode King than we can possibly convey. Our unwavering quest to produce the highest quality trailers has turned into decades of success for our customers. Knowing our durable trailers will withstand heavy use for years to come helps our customers purchase in total confidence. Our premium quality product means minimal downtime, which leads to more time out on the road, getting the job done.



PROUD, DEDICATED AND LOYAL TEAM

Pride, dedication and loyalty are just part of what drives the team at Lode King Industries. We are committed to maintaining one of the cleanest and safest workspaces around, and place a high level of importance on training and development. This means that our employees are able to develop their skills, which provides both security and opportunities for career development within our growing company.



CUSTOMER SERVICE: A LODE KING PRIORITY

We know exactly how important communication is when you're miles away from home. Technology and customer relations play a large role in how we provide solid service before, during, and after your purchase. As an integrated customer service team working together with our dealer network, we work hand-in-hand with our customers, pro-actively meeting their needs and maintaining the pride they feel in pulling a Lode King trailer.



LODE KING

BOX 1146, 135 CANADA ST
WINKLER, MB, CANADA, R6W 4B2

PHONE 204-325-4345
FAX 204-325-5369

LODEKING.COM

Lode King Industries is a division of Triple E Canada Ltd. Product improvement is an ongoing process at Lode King Industries. Thus we reserve the right to change any specifications or components on any specifications or components on any or all products without prior notice; errors or omissions excepted. Lode-King Industries is under no obligation to undertake modifications to units manufactured prior to changes in specifications. Printed in Canada 10/20.

